



Nilai Inti Wave Insight

21 November 2022

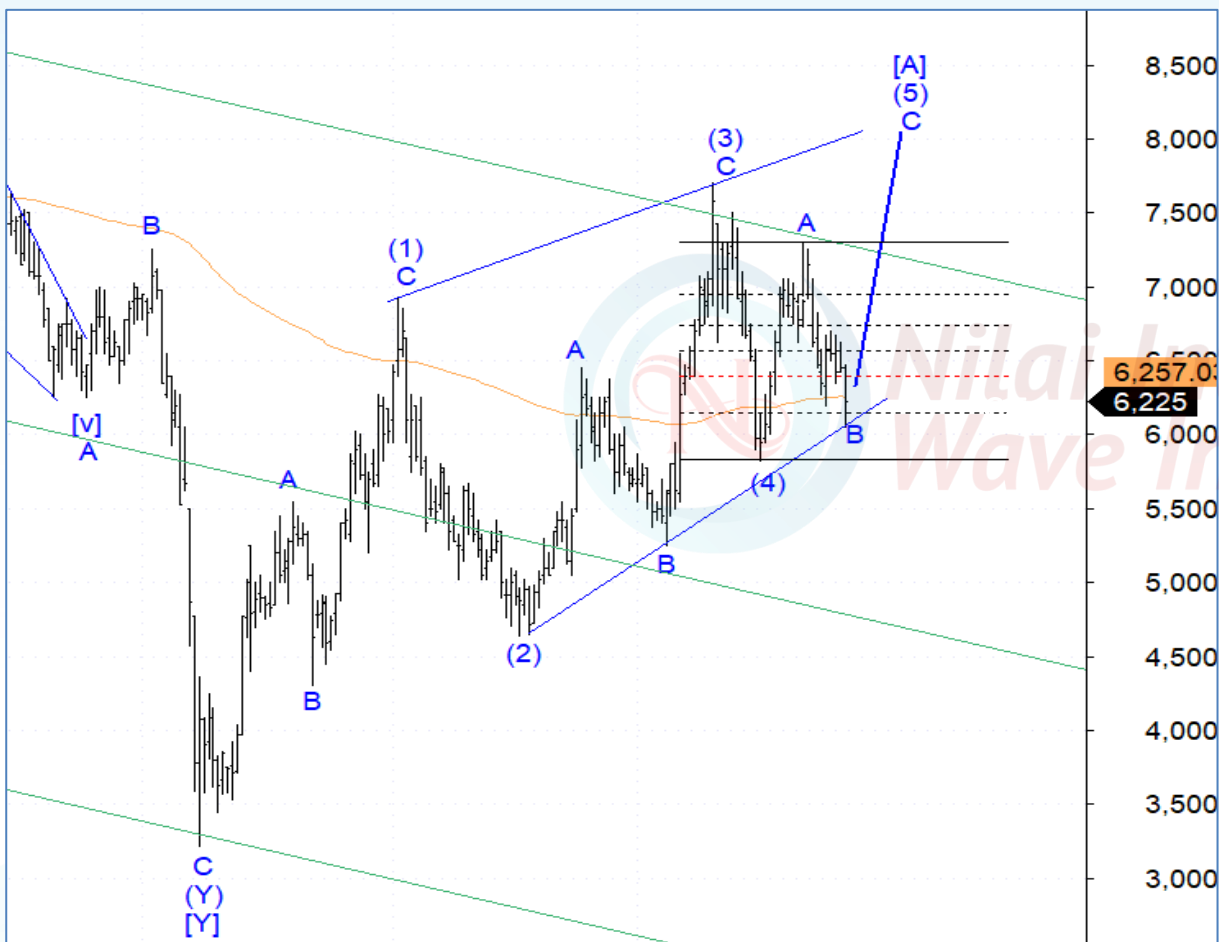
www.nilaiintisekuritas.com

Elliottician Overview

- Jakarta Composite Index *Elliott Wave Perspective*
 - Short Term View (1-2 days): Bullish
- *Stocks Recommendation*
 - **ASII**; Buy On Weakness - Buy area 6100-6225; TP 6600, 7000; SL 5800
 - **BBTN**; Buy On Weakness - Buy area 1480-1515; TP 1650, 1750; SL 1425
 - **BBYB**; Buy On Weakness - Buy area 860-910; TP 1050, 1150; SL 785
 - **ADHI**; Buy On Weakness - Buy area 520-535; TP 570, 600; SL 510
 - **TLKM**; Buy On Weakness – Buy area 3950-4000; TP 4300, 4400; SL 3830

Stock Recommendation

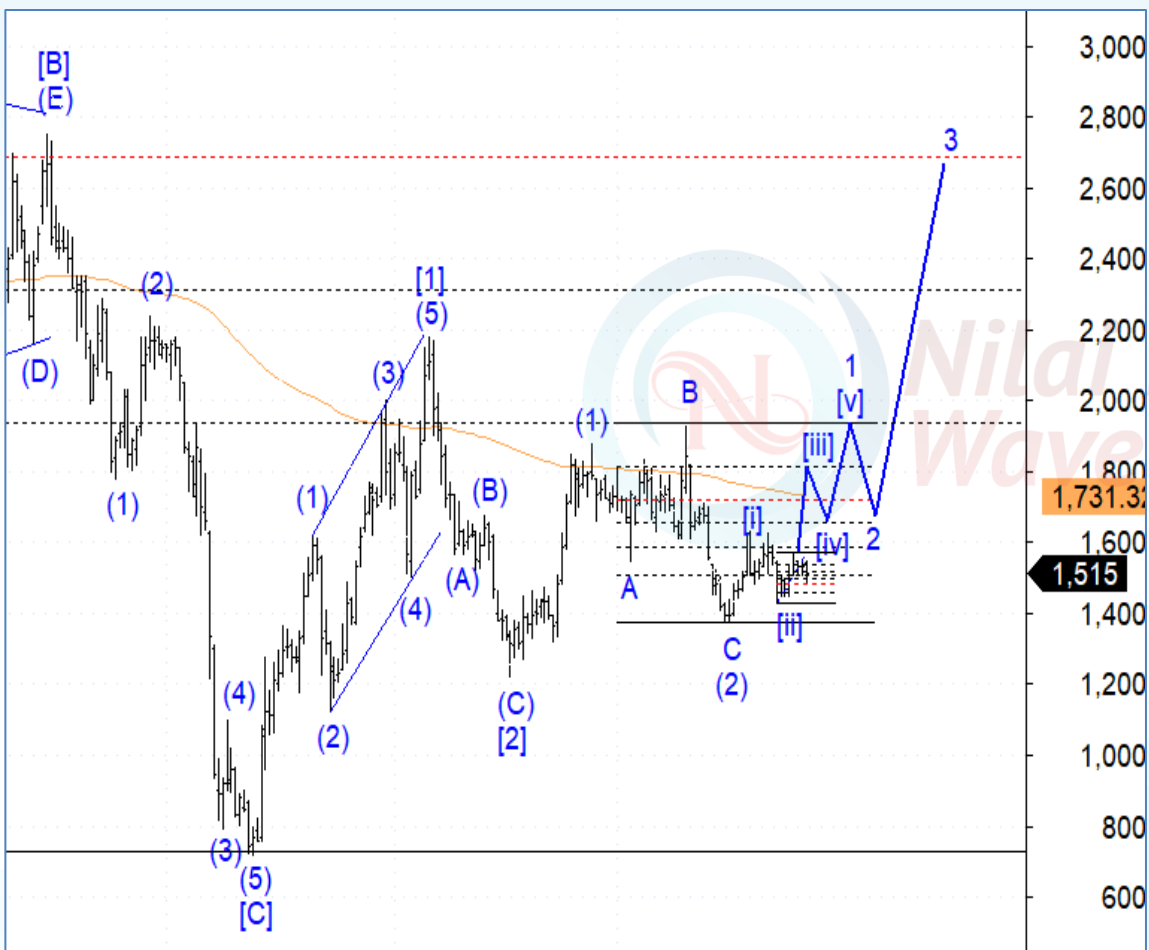
ASII: *Buy On Weakness - Buy area 6100-6225; TP 6600, 7000; SL 5800*



Posisi ASII saat ini sudah berada di akhir wave B dari wave (5) sehingga koreksi sudah relative terbatas dan ASII berpotensi kembali menguat dengan target penguatan berada di level di level 6600 dan 7000. Silahkan *buy on weakness* ASII di level 6100-6225 dan batasi resiko apabila ASII ditutup di bawah level 5825 (*weekly close*)

Stock Recommendation

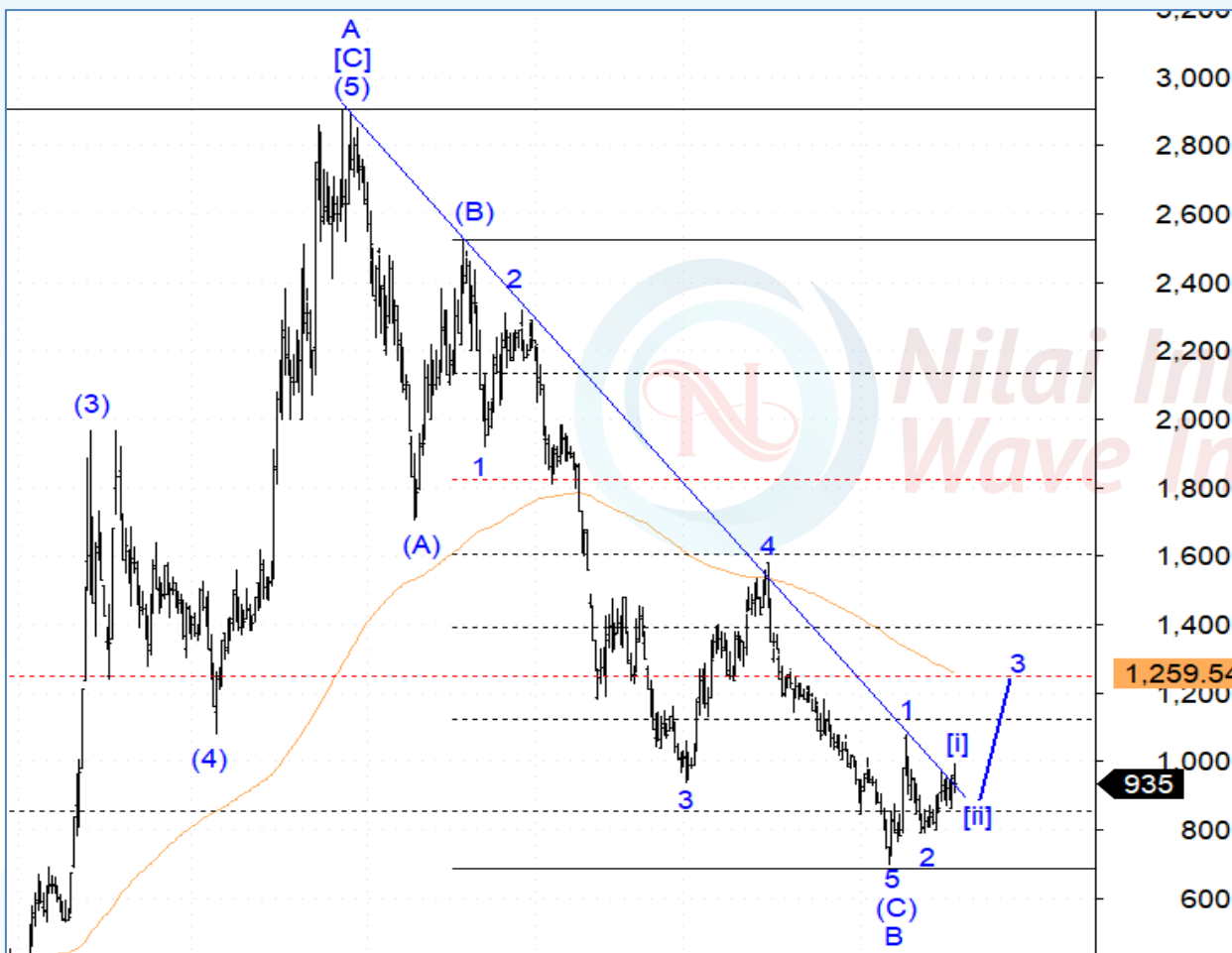
BBTN: *Buy On Weakness - Buy area 1480-1515; TP 1650, 1750; SL 1425*



Posisi BBTN saat ini sudah berada di awal wave [iii] dari wave 1 sehingga BBTN masih berpotensi kembali menguat dengan target penguatan berada di level 1650 dan 1750. Silahkan *buy on weakness* BBTN di level 1480-1515 dan batasi resiko apabila BBTN ditutup di bawah level 1430 (weekly close)

Stock Recommendation

BBYB: *Buy On Weakness - Buy area 860-910; TP 1050, 1150; SL 785*

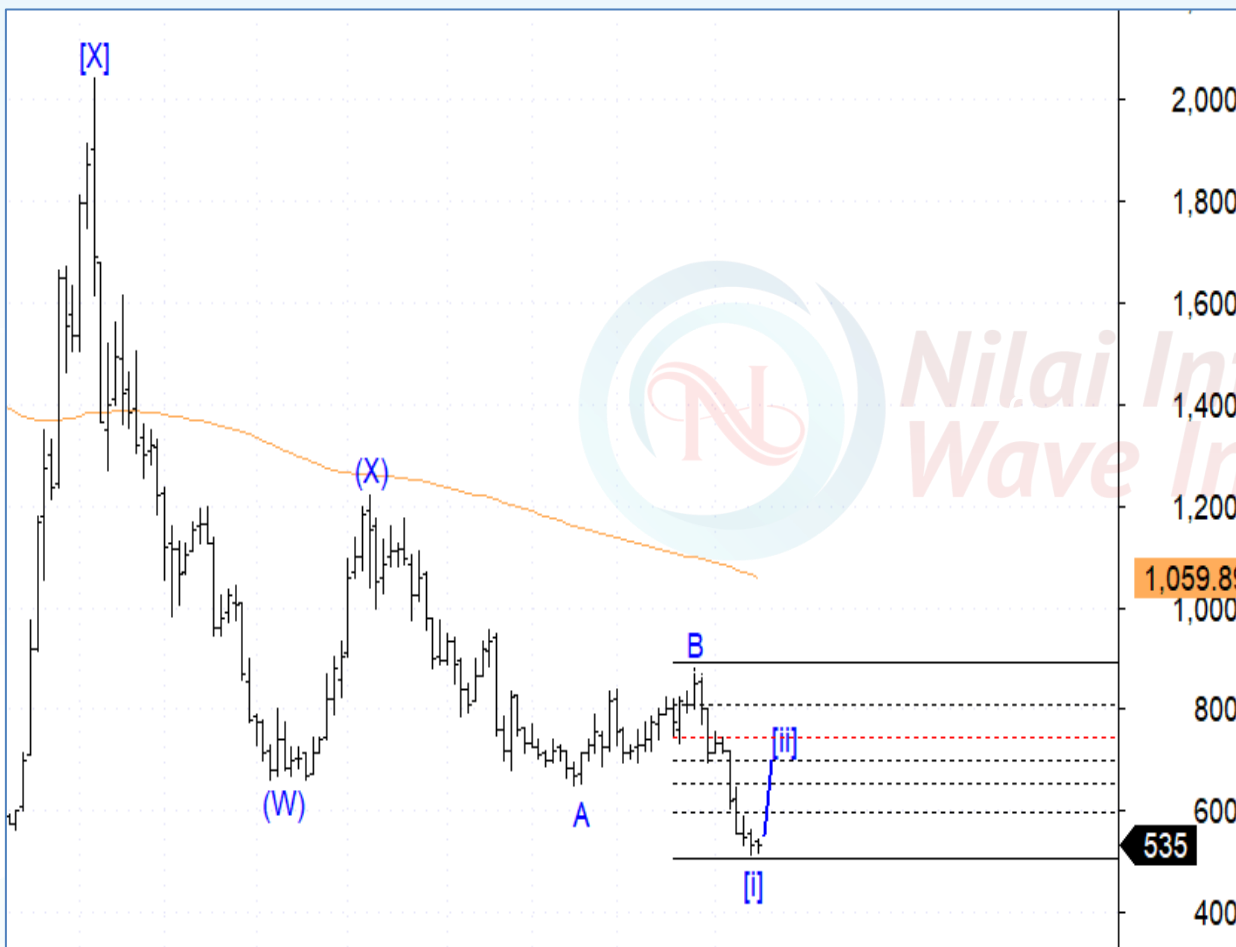


Posisi BBYB saat ini sudah berada di akhir wave [ii] dari wave 3 sehingga koreksi sudah relative terbatas dan BBYB berpotensi menguat dalam jangka pendek dengan target penguatan berada di level 1050 dan 1150

Silahkan *buy on weakness* BBYB di level 860-910 dan batasi resiko apabila BBYB ditutup di bawah level 790 (weekly close)

Stock Recommendation

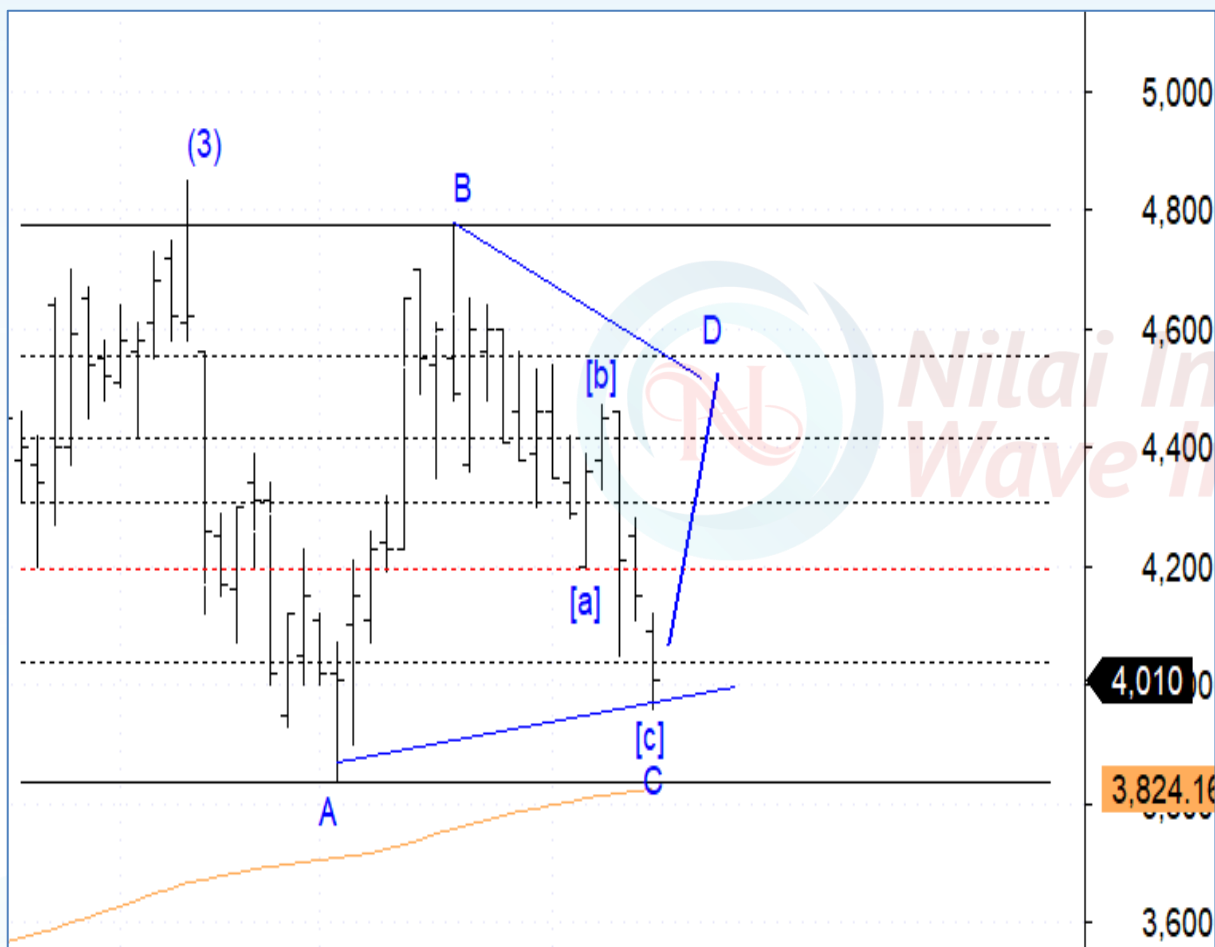
ADHI: *Buy On Weakness - Buy area 520-535; TP 570, 600; SL 510*



Posisi ADHI saat ini sudah berada di awal wave (c) dari wave [ii] sehingga ADHI berpotensi untuk menguat dalam jangka pendek dengan target penguatan berada di level 570 dan 600
 Silahkan *buy on weakness* ADHI di level 520-535 dan batasi resiko apabila ADHI ditutup di bawah level 515 (weekly close)

Stock Recommendation

TLKM: *Buy On Weakness – Buy area 3950-4000; TP 4300, 4400; SL 3830*



Posisi TLKM saat ini sudah berada di akhir wave [c] dari wave C sehingga koreksi sudah relative terbatas dan TLKM berpotensi kembali menguat dalam jangka pendek dengan target penguatan berada di level 4300 dan 4400
 Silahkan *buy on weakness* TLKM di level 3950-4000 dan batasi resiko apabila TLKM ditutup di bawah level 3840 (weekly close)



PT Nilai Inti Sekuritas
OCBC NISP Tower Lt. 21 (Head Office)
 Jl. Prof. Dr. Satrio Kav. 25
 Jakarta 12940 Indonesia
 Phone. (021) 2935 2788 (hunting)
 Fax. (021) 5794 4095
 Email: info@nilaiintisekuritas.com
 Website: www.nilaiintisekuritas.com

Branches	Address	Phone:	Fax:
Pluit Jakarta	Ruko Sentra Bisnis Blok C28 Jl. Pluit Sakti Raya No. 15 Jakarta Utara 14450	(021) 6667 5050 (hunting)	(021) 6667 5051

Rating Definitions

- Buy on Weakness (BoW) : We expect this stock could be bought below the last price.
- Trading Buy : We expect this stock could be bought at the last price.
- Sell on Strength (SoS) : We expect this stock could be sold above the last price.
- Trading Sell : We expect this stock could be sold at the last price.

DISCLAIMER

This report was produced by PT Nilai Inti Sekuritas, a member of the Indonesia Stock Exchange (IDX). The Information contained in this report has been obtained from public sources believed to be reliable and the options, analysis, forecasts, projections and expectations contained in this report are based on such information and are expressions of belief only. No representation or warranty, express or implied, is made that such information or opinion is accurate, complete or verified and it should not be relied upon as such. This report is provided solely for the information of clients of PT Nilai Inti Sekuritas who has to make their own investment decisions without reliance on this report. Neither PT Nilai Inti Sekuritas nor any officer or employee of PT Nilai Inti Sekuritas accept any liability whatsoever for any direct or consequential loss arising from any use of this report or its contents. PT Nilai Inti Sekuritas may be involved in transactions contrary to any opinions herein to make markets, or have positions in the securities recommended herein. PT Nilai Inti Sekuritas may seek or will seek investment banking or other business relationships with the companies within this report. This report is a copyright of PT Nilai Inti Sekuritas. For further information please contact our number 62-21-29352788 or fax 62-21-57944095.

